



## PRODUCT TESTING REPORT

**Subject:** COVER TYPE TESTING  
**Prepared For:** DUCAST AUSTRALIA  
**Address:** 2 STACEY STREET BANKSTOWN NSW 2200  
**Attention:** JOHN GILBERT  
**PO Number:** TBC  
**Identification:** DUCTILE IRON COVER AND FRAME 600mm CLEAR OPENING CLASS A/B DA8  
**Specification:** AS 3996: 2019 "Access Covers and Grates"  
**Report Number:** 080376-4  
**Test Personnel:** Chris Vines  
**Date:** 2 September 2019

### 1. INTRODUCTION

It was requested that type load testing, water tightness testing, gas tightness testing, uplift testing (traffic and flood) and slip resistance testing be performed on a 600 mm clear opening rectangular cover in its frame. The subject was described as a Class A/B sealed ductile iron cover with 900 mm x 600 mm opening dimensions (refer to Figure 1).

The testing was performed in accordance with AS 3996: 2019 "Access Covers and Grates" Appendices C/E/F/J and section 4.2.6.



Accreditation No: 218 Site No.: 14308  
Accredited for compliance with ISO/IEC 17025 - Testing

Prepared by:

**Chris Vines**  
Senior Metallurgical Engineer  
Victoria, Australia

All work is subject to our standard terms and conditions, available on our website:

<http://www.alsglobal.com/-/media/Files/Divisions/Industrial/Asset%20Care/Asset%20Care%20Resources/Terms%20and%20Conditions/ALS-Terms-and-Conditions-Industrial-Australia.pdf>

NOTE: Where applicable, the items examined herein may be disposed of after a period of 3 months from the date of reporting, unless written notification of disposal requirements is received.



**Figure: 1**

**Subject:** Cover submitted for testing (note the securing bolts for uplift resistance under the red caps)



Accreditation No: 218 Site No.: 14308  
Accredited for compliance with ISO/IEC 17025 - Testing

All work is subject to our standard terms and conditions, available on our website:

<http://www.alsglobal.com/-/media/Files/Divisions/Industrial/Asset%20Care/Asset%20Care%20Resources/Terms%20and%20Conditions/ALS-Terms-and-Conditions-Industrial-Australia.pdf>

NOTE: Where applicable, the items examined herein may be disposed of after a period of 3 months from the date of reporting, unless written notification of disposal requirements is received.

080376-4 Ducast Australia

Prepared by:

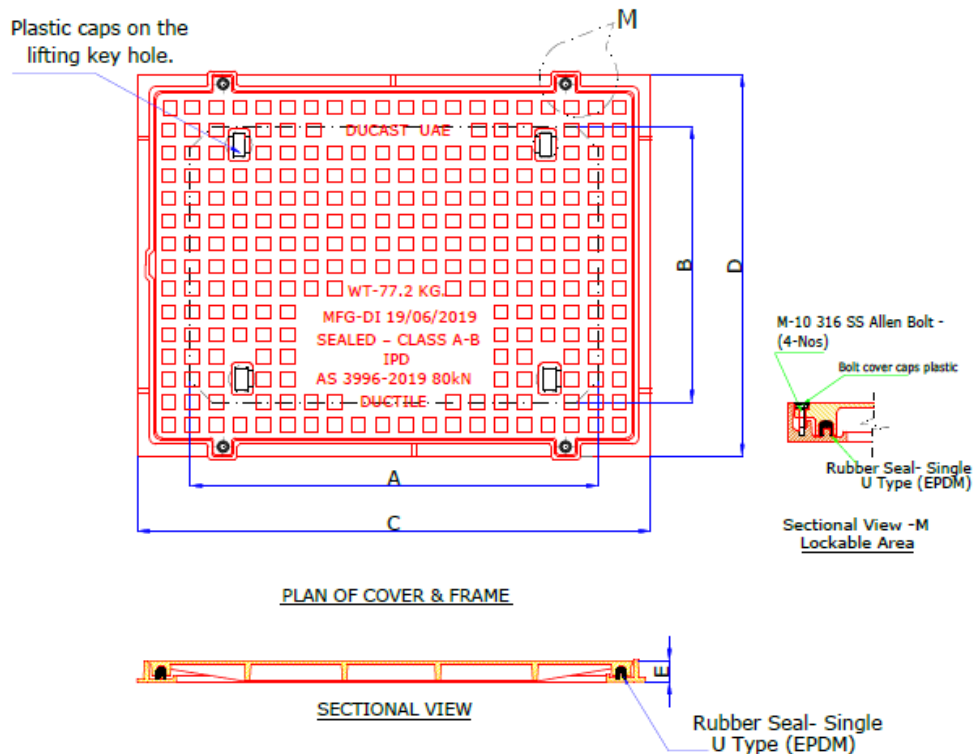
**Chris Vines**  
Senior Metallurgical Engineer  
Victoria, Australia



**ALS Industrial Pty Ltd**  
450 Dynon Rd  
West Melbourne VIC 3003  
T +61 3 8398 5900  
F +61 3 9687 6990  
ABN: 21 006 353 046



DUBAI, UAE.  
info@ducast.com  
www.ducast.com



Note :-Anti -Slip Design.  
:- Cover seating surface area will be machined if required .  
:- Black Bituminous Paint .

| CODE | CLEAR OPENING<br>AXB (mm) | OVER BASE<br>CXD (mm) | FRAME<br>DEPTH<br>E (mm) | LOADING<br>kN | STANDARD    |
|------|---------------------------|-----------------------|--------------------------|---------------|-------------|
| DA-8 | 900X600                   | 1080X780              | 45                       | 80kN          | AS3996-2019 |

|                 |                                   |                          |
|-----------------|-----------------------------------|--------------------------|
| DATE : 02-09-19 | DESCRIPTION :                     | REV : 01                 |
| APP.BY: PC      | 900x600mm CLEAR OPENING DUCTILE   | SCALE : NTS              |
| CHECKED BY: AAB | LOADING CLASS B 80 kN DOUBLE SEAL | ALL DIMENSIONS ARE IN MM |
| DRAWN BY : MC   | SOLID TOP COVER & FRAME           |                          |

Figure: 2

Subject: Typical design of the cover



Accreditation No: 218 Site No.: 14308  
Accredited for compliance with ISO/IEC 17025 - Testing

Prepared by:

**Chris Vines**  
Senior Metallurgical Engineer  
Victoria, Australia

All work is subject to our standard terms and conditions, available on our website:

<http://www.alsglobal.com/-/media/Files/Divisions/Industrial/Asset%20Care/Asset%20Care%20Resources/Terms%20and%20Conditions/ALS-Terms-and-Conditions-Industrial-Australia.pdf>

NOTE: Where applicable, the items examined herein may be disposed of after a period of 3 months from the date of reporting, unless written notification of disposal requirements is received.

080376-4 Ducast Australia

P3 of 7



## 2. SLIP RESISTANCE TESTING

The as submitted cover and its frame were fixed to a flat surface and the slip resistance of the top surface determined using the wet pendulum method as per AS 4586 "Slip Resistance Classification of New Pedestrian Surface Materials" – 2013.

The details of the testing apparatus are as follows:

- 'Skid Tester' unit
- Slider 55

The details of the testing conditions are as follows:

|                   |   |
|-------------------|---|
| Slop of specimen  | Tested on a flat level surface                    |
| Direction of test | 30° to profile                                    |
| Temperature       | 15°C  |
| Cleaning          | None  |
| Conditioned       | Grate P400 paper dry followed by wet lapping film |

| Test set                            | #1 | #2 | #3 | #4 | #5 |
|-------------------------------------|----|----|----|----|----|
| Mean BPN of last 3 swings           | 38 | 37 | 37 | 37 | 37 |
| Reported SRV of Sample              | 37 |    |    |    |    |
| Temperature corrected SRV of Sample | 36 |    |    |    |    |
| Class                               | P3 |    |    |    |    |

Top surface classified as class P3 and hence complies with AS 3996 section 4.2.6.

## 3. WATER TIGHTNESS TESTING

The as submitted cover and its frame were installed in a test fixture which kept water on the topside of the assembly to a known depth and allowed for observation of the underside. The following test parameters were to achieve the result listed below (as per AS 3996-2019 appendix E):

|                 |   |
|-----------------|---|
| Sealant used:   | Unit tested as supplied by client + Denso grease  |
| Coating system: | Unit tested as supplied by client                 |
| Water depth:    | 155mm water (A0986)                               |
| Test date:      | 21/8/2019   |
| Test time:      | 15 minutes  |
| Observations:   | No evidence of leakage in the frame to cover seal |



Accreditation No: 218 Site No.: 14308  
Accredited for compliance with ISO/IEC 17025 - Testing

Prepared by:

**Chris Vines**  
Senior Metallurgical Engineer  
Victoria, Australia

All work is subject to our standard terms and conditions, available on our website:

<http://www.alsglobal.com/-/media/Files/Divisions/Industrial/Asset%20Care/Asset%20Care%20Resources/Terms%20and%20Conditions/ALS-Terms-and-Conditions-Industrial-Australia.pdf>

NOTE: Where applicable, the items examined herein may be disposed of after a period of 3 months from the date of reporting, unless written notification of disposal requirements is received.



#### 4. GAS TIGHTNESS TESTING

The as submitted cover and its frame were installed in a test fixture which kept air pressure on the underside of the assembly and the top region was covered in a thin film of water. The following test parameters were to achieve the result listed below (as per AS 3996-2019 appendix F):

|                 |   |
|-----------------|---|
| Sealant used:   | Unit tested as supplied by client + Denso grease                              |
| Coating system: | Unit tested as supplied by client   |
| Test pressure:  | 0.50 kPa (55mm water in manometer A0986)                                      |
| Test date:      | 22/8/2019   |
| Test time:      | 15 minutes  |
| Observations:   | No evidence of leakage in the frame to cover seal (<5mm film of water on lid) |

#### 5. UPLIFT LOAD TESTING

The as submitted cover and its frame were installed upside down in a test fixture to perform the uplift tests (flood only). The following test parameters were to achieve the result listed below (as per AS 3996-2019 appendix J):

|                    |   |
|--------------------|---|
| Sealant used:      | Unit tested as supplied by client                 |
| Test block:        | Test block 240 mm x 240 mm square (25 mm plywood) |
| Test load:         | 25.2 kN (flood)                                   |
| Test date:         | 23/08/2019  |
| Test deflection:   | 0.14 mm (flood)                                   |
| Maximum permitted: | 12.5mm  |
| Observations:      | Deflection was less than the maximum permitted.   |

#### 6. TYPE LOAD TESTING, Clause C4.3

The cover was tested in accordance with Appendix C of AS 3996. The subject was placed in the loading rig and positioned such that it was supported by the frame in horizontal plane with a minimum 25 mm clearance to the unobstructed opening and the load applied vertically to the geometric centre of the cover. The details of the testing apparatus are as follows:

- Compression test unit (A1769)
- Test block 240 mm x 240 mm square Dia. (25 mm plywood)
- Dial Gauge (A0230)

The test load equal to the serviceability design load was gradually applied and elastic deflection was recorded, after which load was released and reapplied for a total of 5 cycles with a minimum of 5s hold at each peak load. After the final load application the permanent set was recorded.

The test load equal to the ultimate limit state design load was then gradually applied and maintained for a minimum of 30 seconds after which the cover was assessed for failures.



Accreditation No: 218 Site No.: 14308  
Accredited for compliance with ISO/IEC 17025 - Testing

Prepared by:

**Chris Vines**  
Senior Metallurgical Engineer  
Victoria, Australia

All work is subject to our standard terms and conditions, available on our website:

<http://www.alsglobal.com/-/media/Files/Divisions/Industrial/Asset%20Care/Asset%20Care%20Resources/Terms%20and%20Conditions/ALS-Terms-and-Conditions-Industrial-Australia.pdf>

NOTE: Where applicable, the items examined herein may be disposed of after a period of 3 months from the date of reporting, unless written notification of disposal requirements is received.



## 6.1 Elastic deflection due to the serviceability design load test, Clause C4.5

|                        |   |
|------------------------|---|
| Test Load:             | 53 kN (Clause 4.2.2.1(a) for CO > 250 mm, Table 3.1 Serviceability design load for Class B = 1) applied via bearing block to the cover in accordance with Appendix C. |
| Deflection under load: | 6.17 mm (No structural failure observed).   |
| Acceptance Criteria:   | AS 3996: 2019 Class B<br>$CO/45 = 600/45 = 13.3$ mm (see Table 4.2)<br>Where: CO – circular opening = 600 mm.   |
| Test date:             | 22/08/2019  |

## 6.2 Permanent set due to the serviceability design load test, Clause C4.6

|                      |  |
|----------------------|--|
| Test Load:           | 5 cycles at 53 kN (see above) applied via bearing block to the cover in accordance with Appendix C |
| Permanent set:       | 0.15 mm (No structural failure observed)   |
| Acceptance Criteria: | AS 3996: 2019 Class B<br>$CO/100 = 600/100 = 6$ mm<br>Where: CO – circular opening = 600 mm.       |
| Test date:           | 22/08/2019   |

## 6.3 Ultimate limit test, Clause C4.7

|                      |  |
|----------------------|--|
| Test Load:           | 80 kN (Clause 4.2.2.1(a) for CO > 250 mm, Table 3.1 Ultimate Limit state design load for Class B) applied via bearing block to the cover for a minimum of 30 seconds in accordance with Appendix C |
| Observations:        | No structural failures observed in the test unit   |
| Acceptance Criteria: | No visible cracking, collapse or other similar forms of structural failure occurred.   |
| Test date:           | 22/08/2019   |

## 7. RESULTS

The cover and frame, DA-8, Class A/B with clear opening of 600 mm **complied** with the type test requirements of AS 3996: 2019 Clauses 4.2.2, 4.2.4, 4.2.5, 4.2.6, and 4.2.8.



Accreditation No: 218 Site No.: 14308  
Accredited for compliance with ISO/IEC 17025 - Testing

Prepared by:

Chris Vines  
Senior Metallurgical Engineer  
Victoria, Australia

All work is subject to our standard terms and conditions, available on our website:


<http://www.alsglobal.com/-/media/Files/Divisions/Industrial/Asset%20Care/Asset%20Care%20Resources/Terms%20and%20Conditions/ALS-Terms-and-Conditions-Industrial-Australia.pdf>

NOTE: Where applicable, the items examined herein may be disposed of after a period of 3 months from the date of reporting, unless written notification of disposal requirements is received.






**ALS Industrial Pty Ltd**  
450 Dynon Rd  
West Melbourne VIC 3003  
T +61 3 8398 5900  
F +61 3 9687 6990  
ABN: 21 006 353 046




**Figure: 3**  
**Subject:** Cover underside



**Figure: 4**  
**Subject:** Test set up for water/gas tightness



**Figure: 5**  
**Subject:** Cover load test



**Figure: 6**  
**Subject:** Cover uplift test



Accreditation No: 218 Site No.: 14308  
Accredited for compliance with ISO/IEC 17025 - Testing

All work is subject to our standard terms and conditions, available on our website:

<http://www.alsglobal.com/-/media/Files/Divisions/Industrial/Asset%20Care/Asset%20Care%20Resources/Terms%20and%20Conditions/ALS-Terms-and-Conditions-Industrial-Australia.pdf>

NOTE: Where applicable, the items examined herein may be disposed of after a period of 3 months from the date of reporting, unless written notification of disposal requirements is received.

080376-4 Ducast Australia

Prepared by:

**Chris Vines**  
Senior Metallurgical Engineer  
Victoria, Australia